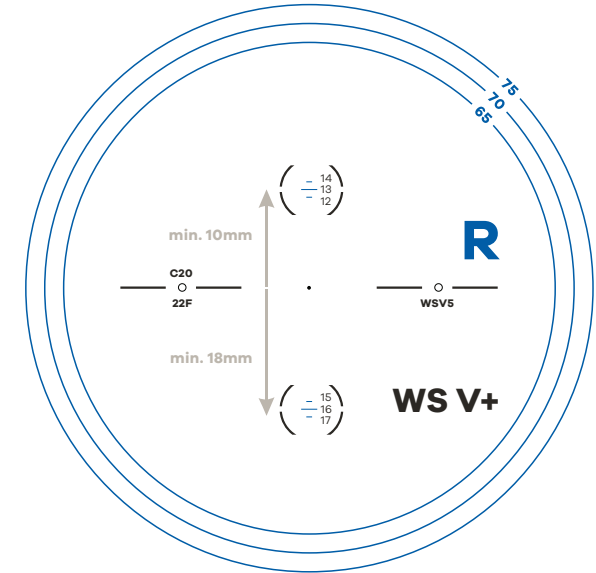
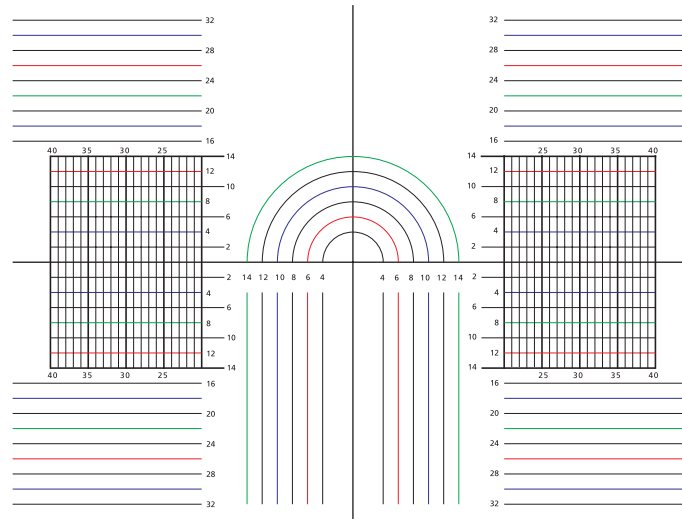
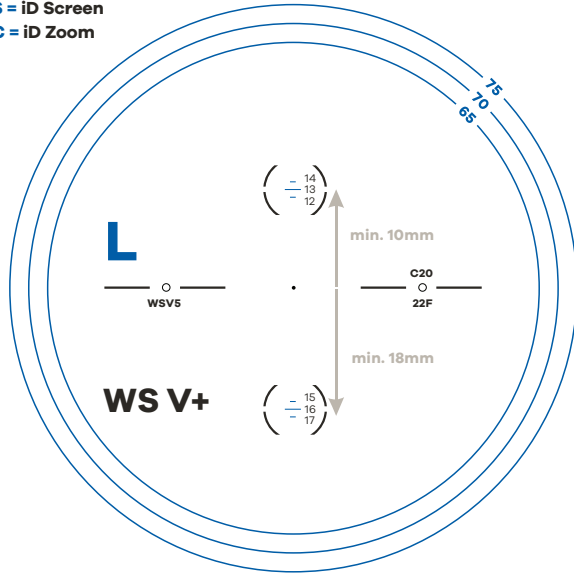


C20 = Design + Corridor

18-24mm Corridors

- P = iD Space**
- S = iD Screen**
- C = iD Zoom**



Materials	WSV1 = 1.50	WSVX = 1.53	WSV3 = 1.60	WSV5 = 1.67
-----------	-------------	-------------	-------------	-------------

Corridor Length	Distance Reference Point up from Fitting Cross	Near Reference Point down from Fitting Cross
18	11	15
19	12	15
20	12	16
21	13	16
22	13	17
23	14	17
24	14	18